



## English Schools National Artificial Slope Championship - 2017

### Open Team Event

### ESSkia - School Open Team Results

#### COMPETITION JURY

CHIEF OF RACE	ROBSON Rob	(Harrow/ESSkia)
REFEREE	GILYEADE James	(Aldwisbury)
COURSE CHIEF	GREENWOOD Jimmy	(Surbiton)
START REFEREE	SHARP Jo	(Ribblesdale)
FINISH REFEREE	GILYEADE Gillian	(Abbott's Hill)

#### 1st RUN

#### 2nd RUN

COURSESETTER	ARCHBOLD Taryn	(Surbiton)	ARCHBOLD Taryn	(Surbiton)
FORERUNNERS	- A - TRUST Emma		- A - TRUST Emma	
	- B - EVANS Isabel		- B - EVANS Isabel	
	- C - BLYTH Charlotte		- C - BLYTH Charlotte	
COURSE	Norfolk Snowsports Club		Norfolk Snowsports Club	
START	50 m		50 m	
FINISH	10 m		10 m	
DROP	40 m		40 m	
LENGTH	180 m		180 m	
HOMOLOGATION	CN GP PS 30-Apr-2020		CN GP PS 30-Apr-2020	
GATES	16		16	
DIRECTIONS	16		16	
STARTING TIME	1020		1115	

Bib.	Year	Name	====	Run 1	Run 2
------	------	------	------	-------	-------

#### === ESSkia - Girls ===

##### 1 - Surbiton HS A

Total time: 1:35.47

11	2000	SMIDT WALLIS Brielle			15.85
45	2002	VERNON Rebecca		15.26	14.98
79	2000	HYDE Gussie		16.57	16.47
113	2001	BREEN Kate		16.44	16.37

##### 2 - New Hall Sch.

Total time: 1:38.33

Gap: + 2.86

3	2004	HUGHES Sophie		16.92	16.82
37	2003	MCLEISH Emily		16.03	15.93
71	2002	GOULD Lauren			17.87
105	2000	MCLEISH Alice		16.29	16.34

##### 3 - Holyport Coll.

Total time: 1:41.47

Gap: + 6.00

5	2001	HAWKINS Lily		16.57	16.95
39	2003	FARROW Ellie		18.41	18.10
73	2001	HAWKINS Danielle		17.90	16.87
107	2001	HAWKINS Zara		16.52	16.66

##### 4 - Surbiton HS B

Total time: 1:42.12


































Gap: + 6.65



12	2001	HINTON Georgina		16.83	16.59
----	------	-----------------	--	-------	-------

## English Schools National Artificial Slope Championship - 2017

## Open Team Event

## ESSkiA - School Open Team Results

Bib.	Year	Name	====	Run 1	Run 2
46	2000	RENDELL Callie		29.81	16.80
80	2001	WATKINS Katya		17.17	16.81
114	2004	HINTON Tilly		17.92	17.76
<b>5 - Ribblesdale HS</b>			<b>Total time: 1:42.19</b>	<b>Gap: + 6.72</b>	
10	2003	HESELTON Rebecca		16.45	16.15
44	2002	SINGH Georgia		16.87	16.99
78	2003	CULSHAW Ellie		17.76	17.97
112					
<b>6 - Kingsley Sch.</b>			<b>Total time: 1:44.31</b>	<b>Gap: + 8.84</b>	
1	2003	CHAPMAN Lorenza		18.95	
35	2004	DENNISON Hannah		16.08	15.90
69	2004	LAWTON Emma		17.09	16.75
103	2004	SAINSBURY Lucy		19.30	19.54
<b>7 - Clitheroe RGS</b>			<b>Total time: 1:46.24</b>	<b>Gap: + 10.77</b>	
6	2005	BARGH Sophie		20.00	20.22
40	2003	QUINN-JONES Charley		18.36	
74	2003	CULVER Scarlett		17.86	17.87
108	2001	GREENSMITH Anna		16.00	15.93
<b>8 - Abbot's Hill A</b>			<b>Total time: 1:47.66</b>	<b>Gap: + 12.19</b>	
8	2004	P Harriet		18.08	18.57
42	2002	B Helena		17.25	17.00
76	2003	S Isabella		18.60	18.16
110	2003	P Ina			
<b>9 - Solihull</b>			<b>Total time: 1:48.14</b>	<b>Gap: + 12.67</b>	
2	2003	JAMES Bella		16.56	16.77
36	2003	CRAMPTON Abigail		22.65	22.12
70	2003	WARBURTON Alex		40.09	31.65
104	2003	GILES Ella		14.99	15.05
<b>10 - St Albans HS</b>			<b>Total time: 1:49.98</b>	<b>Gap: + 14.51</b>	
13	2003	FROST Katie			18.43
47	2004	MCCABE Millie		17.83	17.52
81	2004	RYAN Mathilda		21.85	21.67
115	2002	WARMINGTON Harriet		17.35	17.00
<b>11 - Richmond Sch.</b>			<b>Total time: 1:53.95</b>	<b>Gap: + 18.48</b>	
9	2001	BUSHELL Isabel		19.68	19.56
43	2001	SPEAKMAN Hannah		19.84	20.36
77	1999	COLE Mia		17.20	17.31
111	2005	BROOKS Isobel		21.45	20.97
<b>Abbot's Hill B</b>			<b>Not Classified</b>		
7	2005	C Rosie			
41	2004	P Alexandra		19.43	27.05

Bib.	Year	Name	====	Run 1	Run 2
75	2004	M Olivia		21.68	21.30
109	2004	S Isobel		23.05	

**STAGS**

Not Classified

4	2003	BARDER Katie			
38	2003	BETTISON Saoirse			20.64
72	2003	COOMBS Olivia			20.96
106	2003	BOTY Niä		15.30	15.20

**=== ESSkiA - Boys ===****1 - Reed's Sch. A**


Total time: 1:27.89

16	2000	BURTON Lucas		15.25	14.98
50	2002	GILLET James		14.41	14.49
84	2000	LEE Dexter		28.54	14.72
118	2000	DAVEY Joe		14.64	14.38

**2 - Reed's Sch. B**

Total time: 1:29.98

Gap: + 2.09

31	2003	HART Ben		15.16	15.14
65	2003	LEE Rory		15.44	15.42
99	2001	FLUCK Adam		14.84	24.77
133	2000	DENDLE George		14.78	14.64

**3 - Ribblesdale HS**

Total time: 1:34.34





Gap: + 6.45

27	2001	BRADWELL Ciaran		14.35	14.48
61	2002	WHITFIELD Joel		15.99	15.96
95	2004	WILSON Daniel		16.61	16.95
129	2004	DICKENSON Mitchell			18.90

**4 - Eltham Coll. A**

Total time: 1:34.73

Gap: + 6.84

24	2002	ABRISHAMI Diaco		14.51	21.80
58	2003	HUMMEL Ben		15.79	15.85
92	2004	AUSTIN Theo		16.90	16.75
126	2003	MCCOOL Matthew		15.95	15.88

**5 - St Albans Sch. A**

Total time: 1:35.79

Gap: + 7.90































23	2001	MILLER Madoc		15.59	15.68
57	2001	FROST Sam		16.14	16.16
91	2000	RHYDDICH Louis		16.25	15.97
125	2002	RYAN Stratford		16.64	16.51





























**6 - New Hall Sch. A**

Total time: 1:35.80

Gap: + 7.91

15	2002	HARDING Luke		16.97	16.49
49	2001	HUGHES Tom		15.96	15.61
83	2001	MARTIN Alex		17.10	16.20
117	2001	MARTIN Joe		15.59	15.47

Bib.	Year	Name	====	Run 1	Run 2
<b>7 - Abbey Gate Coll.</b>		<b>Total time: 1:39.40</b>		<b>Gap: + 11.51</b>	
17	2000	HAIGH Ewan		14.97	14.38
51	2000	THOMPSON James		17.47	17.04
85	2001	GOODRIDGE Toby		17.67	17.87
119					
<b>8 - Clitheroe RGS</b>		<b>Total time: 1:40.66</b>		<b>Gap: + 12.77</b>	
32	2005	WILSON Charlie		16.94	17.00
66	2004	WILKINS George		17.84	17.65
100	2003	WILKIN Harry		18.33	18.76
134	2003	GREENSMITH Tom		15.66	15.57
<b>9 - Richmond Sch.</b>		<b>Total time: 1:40.68</b>		<b>Gap: + 12.79</b>	
25	2002	COLE Tom		16.05	15.92
59	2003	SPEAKMAN Alex		17.65	17.91
93	2002	NORMAN James		16.69	16.46
127	2001	WEBSTER Ben			
<b>10 - RGS Guildford</b>		<b>Total time: 1:42.00</b>		<b>Gap: + 14.11</b>	
21	2001	HINTON Marcus		19.95	15.86
55	2004	ALDRIDGE-BATE Charles		17.48	17.30
89	2003	KEMKERS George		17.49	17.56
123	2000	ACOMB Alex		16.31	
<b>11 - Solihull</b>		<b>Total time: 1:42.69</b>		<b>Gap: + 14.80</b>	
30	2002	DALY George		16.36	16.15
64	2002	BLACKHURST Fraser			
98	2002	LYTH Benjamin		19.02	18.69
132	2003	SHAKESHAFT James		16.43	16.04
<b>12 - Harrow Sch. A</b>		<b>Total time: 1:43.33</b>		<b>Gap: + 15.44</b>	
22	2000	JURGENS Anton		16.63	16.47
56	2001	MOORE Ben		17.23	16.93
90	2002	GIANASSO Tom		18.02	18.05
124	2002	BEHAN-WOODALL Jack			18.99
<b>13 - St John's Coll.</b>		<b>Total time: 1:48.81</b>		<b>Gap: + 20.92</b>	
18	2005	STANLEY Harvey		16.90	16.55
52	2006	HARRISON-SMITH Adam		16.97	16.92
86	2006	JACKSON Andrew		20.72	20.75
120					
<b>14 - New Hall Sch. B</b>		<b>Total time: 2:02.69</b>		<b>Gap: + 34.80</b>	
20	2004	MARTIN Max		18.20	17.66
54	2006	MARTIN Todd		20.77	20.44
88	2006	BROWN Connor		23.07	22.55
122					

Bib.	Year	Name	====	Run 1	Run 2
<b>15 - St Albans Sch. B</b>				<b>Total time: 2:04.74</b>	<b>Gap: + 36.85</b>
28	2003	WILLIS Fraser		16.82	16.64
62	2003	LOUCAIDES Ollie			
96	2000	LOUCAIDES Ed		16.10	15.80
130	2003	RHYDDERCH Freddie		17.43	41.95
<b>Ballard</b>				<b>Not Classified</b>	
34	2004	SUMMERS Connor			18.40
68	2004	WILLIAMS George		15.97	16.12
102	2004	WELBOURNE-JONES Morgan			16.80
136	2002	GERRELL Oscar		27.99	27.55
<b>City of Norwich Sch.</b>				<b>Not Classified</b>	
19	2005	MONTGOMERY Freddie		17.43	
53	2005	CHADBON Ollie			23.43
87	2004	HEWISON-CARTER Max			
121	2003	SEWELL Seb		16.40	15.60
<b>Eltham Coll. B</b>				<b>Not Classified</b>	
29	2004	LANCASTER Alex		16.49	16.74
63	2002	MCHALE Daragh		17.76	17.45
97	2005	MCCOOL Luke			
131	2006	KAY Jonathan			
<b>Harrow Sch. B</b>				<b>Not Classified</b>	
14	2001	GROGAN Max			
48	2001	SHEPHERD Jake		18.25	17.26
82	2001	ONG Mathew		19.66	19.50
116	2002	WILLIAMS George			19.83
<b>Notre Dame HS</b>				<b>Not Classified</b>	
26	2002	GOMEZ CLARKE Jamie		14.62	
60	2003	BUSHELL George		15.20	15.18
94	2000	WARSOP Rowan		31.03	14.51
128					
<b>Peter Symonds Coll.</b>				<b>Not Classified</b>	
33	2000	JOWETT Matt			16.14
67	2000	EVANS Harri			13.43
101	2000	WARD Luca			17.63
135					



## English Schools National Artificial Slope Championship - 2017

### Open Team Event


### ESSkIA - Open Final Ranking

Rank	Bib.	Year	Name	====	Sch. Team	Run 1	Run 2	Time	Gap
<b>=== ESSkIA - Girls ===</b>									
1	104	2003	GILES Ella		Solihull	14.99	15.05	<b>30.04</b>	
2	45	2002	VERNON Rebecca		Surbiton HS A	15.26	14.98	<b>30.24</b>	0.20
3	106	2003	BOTY Niä		STAGS	15.30	15.20	<b>30.50</b>	0.46
4	108	2001	GREENSMITH Anna		Clitheroe RGS	16.00	15.93	<b>31.93</b>	1.89
5	37	2003	MCLEISH Emily		New Hall Sch.	16.03	15.93	<b>31.96</b>	1.92
6	35	2004	DENNISON Hannah		Kingsley Sch.	16.08	15.90	<b>31.98</b>	1.94
7	10	2003	HESELTON Rebecca		Ribblesdale HS	16.45	16.15	<b>32.60</b>	2.56
8	105	2000	MCLEISH Alice		New Hall Sch.	16.29	16.34	<b>32.63</b>	2.59
9	113	2001	BREEN Kate		Surbiton HS A	16.44	16.37	<b>32.81</b>	2.77
10	79	2000	HYDE Gussie		Surbiton HS A	16.57	16.47	<b>33.04</b>	3.00
11	107	2001	HAWKINS Zara		Holyport Coll.	16.52	16.66	<b>33.18</b>	3.14
12	2	2003	JAMES Bella		Solihull	16.56	16.77	<b>33.33</b>	3.29
13	12	2001	HINTON Georgina		Surbiton HS B	16.83	16.59	<b>33.42</b>	3.38
14	5	2001	HAWKINS Lily		Holyport Coll.	16.57	16.95	<b>33.52</b>	3.48
15	3	2004	HUGHES Sophie		New Hall Sch.	16.92	16.82	<b>33.74</b>	3.70
16	69	2004	LAWTON Emma		Kingsley Sch.	17.09	16.75	<b>33.84</b>	3.80
17	44	2002	SINGH Georgia		Ribblesdale HS	16.87	16.99	<b>33.86</b>	3.82
18	80	2001	WATKINS Katya		Surbiton HS B	17.17	16.81	<b>33.98</b>	3.94
19	42	2002	B Helena		Abbot's Hill A	17.25	17.00	<b>34.25</b>	4.21
20	115	2002	WARMINGTON Harriet		St Albans HS	17.35	17.00	<b>34.35</b>	4.31
21	77	1999	COLE Mia		Richmond Sch.	17.20	17.31	<b>34.51</b>	4.47
22	73	2001	HAWKINS Danielle		Holyport Coll.	17.90	16.87	<b>34.77</b>	4.73
23	47	2004	MCCABE Millie		St Albans HS	17.83	17.52	<b>35.35</b>	5.31
24	114	2004	HINTON Tilly		Surbiton HS B	17.92	17.76	<b>35.68</b>	5.64
25	78	2003	CULSHAW Ellie		Ribblesdale HS	17.76	17.97	<b>35.73</b>	5.69
25	74	2003	CULVER Scarlett		Clitheroe RGS	17.86	17.87	<b>35.73</b>	5.69
27	39	2003	FARROW Ellie		Holyport Coll.	18.41	18.10	<b>36.51</b>	6.47
28	8	2004	P Harriet		Abbot's Hill A	18.08	18.57	<b>36.65</b>	6.61
29	76	2003	S Isabella		Abbot's Hill A	18.60	18.16	<b>36.76</b>	6.72
30	103	2004	SAINSBURY Lucy		Kingsley Sch.	19.30	19.54	<b>38.84</b>	8.80
31	9	2001	BUSHELL Isabel		Richmond Sch.	19.68	19.56	<b>39.24</b>	9.20
32	43	2001	SPEAKMAN Hannah		Richmond Sch.	19.84	20.36	<b>40.20</b>	10.16
33	6	2005	BARGH Sophie		Clitheroe RGS	20.00	20.22	<b>40.22</b>	10.18
34	111	2005	BROOKS Isobel		Richmond Sch.	21.45	20.97	<b>42.42</b>	12.38
35	75	2004	M Olivia		Abbot's Hill B	21.68	21.30	<b>42.98</b>	12.94
36	81	2004	RYAN Mathilda		St Albans HS	21.85	21.67	<b>43.52</b>	13.48
37	36	2003	CRAMPTON Abigail		Solihull	22.65	22.12	<b>44.77</b>	14.73
38	41	2004	P Alexandra		Abbot's Hill B	19.43	27.05	<b>46.48</b>	16.44
39	46	2000	RENDELL Callie		Surbiton HS B	29.81	16.80	<b>46.61</b>	16.57

## English Schools National Artificial Slope Championship - 2017

## Open Team Event


## ESSkiA - Open Final Ranking

Rank	Bib.	Year	Name	====	Sch. Team	Run 1	Run 2	Time	Gap
40	70	2003	WARBURTON Alex		Solihull	40.09	31.65	1:11.74	41.70






## Did Not Start - Run 1 (1)

112					Ribblesdale HS	DNS	DNS		
-----	--	--	--	---	----------------	-----	-----	--	--

## Did Not Finish - Run 1 (3)

4	2003	BARDER Katie		STAGS	DNF	DSQ		
7	2005	C Rosie		Abbot's Hill B	DNF	DNF		
71	2002	GOULD Lauren		New Hall Sch.	DNF	17.87		




## Disqualified - Run 1 (5)

11	2000	SMIDT WALLIS Brielle		Surbiton HS A	DSQ	15.85		Gate 16
13	2003	FROST Katie		St Albans HS	DSQ	18.43		Gate 11
38	2003	BETTISON Saoirse		STAGS	DSQ	20.64		Gate 3
72	2003	COOMBS Olivia		STAGS	DSQ	20.96		Gate 13
110	2003	P Ina		Abbot's Hill A	DSQ	DNF		Gate 11

## Did Not Start - Run 2 (1)

112					Ribblesdale HS	DNS	DNS		
-----	--	--	--	---	----------------	-----	-----	--	--

















## Did Not Finish - Run 2 (3)

7	2005	C Rosie		Abbot's Hill B	DNF	DNF		
40	2003	QUINN-JONES Charley		Clitheroe RGS	18.36	DNF		
110	2003	P Ina		Abbot's Hill A	DSQ	DNF		Gate 11

## Disqualified - Run 2 (3)

1	2003	CHAPMAN Lorenza		Kingsley Sch.	18.95	DSQ		Gate 10
4	2003	BARDER Katie		STAGS	DNF	DSQ		Gate 15
109	2004	S Isobel		Abbot's Hill B	23.05	DSQ		Gate 5

## === ESSkiA - Boys ===

1	27	2001	BRADWELL Ciaran		Ribblesdale HS	14.35	14.48	28.83	
2	50	2002	GILLETT James		Reed's Sch. A	14.41	14.49	28.90	0.07
3	118	2000	DAVEY Joe		Reed's Sch. A	14.64	14.38	29.02	0.19
4	17	2000	HAIGH Ewan		Abbey Gate Coll.	14.97	14.38	29.35	0.52
5	133	2000	DENDLE George		Reed's Sch. B	14.78	14.64	29.42	0.59
6	16	2000	BURTON Lucas		Reed's Sch. A	15.25	14.98	30.23	1.40
7	31	2003	HART Ben		Reed's Sch. B	15.16	15.14	30.30	1.47
8	60	2003	BUSHELL George		Notre Dame HS	15.20	15.18	30.38	1.55
9	65	2003	LEE Rory		Reed's Sch. B	15.44	15.42	30.86	2.03
10	117	2001	MARTIN Joe		New Hall Sch. A	15.59	15.47	31.06	2.23
11	134	2003	GREENSMITH Tom		Clitheroe RGS	15.66	15.57	31.23	2.40
12	23	2001	MILLER Madoc		St Albans Sch. A	15.59	15.68	31.27	2.44
13	49	2001	HUGHES Tom		New Hall Sch. A	15.96	15.61	31.57	2.74
14	58	2003	HUMMEL Ben		Eltham Coll. A	15.79	15.85	31.64	2.81
15	126	2003	MCCOOL Matthew		Eltham Coll. A	15.95	15.88	31.83	3.00
16	96	2000	LOUCAIDES Ed		St Albans Sch. B	16.10	15.80	31.90	3.07






## English Schools National Artificial Slope Championship - 2017

## Open Team Event

## ESSkiA - Open Final Ranking

Rank	Bib.	Year	Name	====	Sch. Team	Run 1	Run 2	Time	Gap
17	61	2002	WHITFIELD Joel		Ribblesdale HS	15.99	15.96	<b>31.95</b>	3.12
18	25	2002	COLE Tom		Richmond Sch.	16.05	15.92	<b>31.97</b>	3.14
19	121	2003	SEWELL Seb		City of Norwich Sch.	16.40	15.60	<b>32.00</b>	3.17
20	68	2004	WILLIAMS George		Ballard	15.97	16.12	<b>32.09</b>	3.26
21	91	2000	RHYDDICH Louis		St Albans Sch. A	16.25	15.97	<b>32.22</b>	3.39
22	57	2001	FROST Sam		St Albans Sch. A	16.14	16.16	<b>32.30</b>	3.47
23	132	2003	SHAKESHAFT James		Solihull	16.43	16.04	<b>32.47</b>	3.64
24	30	2002	DALY George		Solihull	16.36	16.15	<b>32.51</b>	3.68
25	22	2000	JURGENS Anton		Harrow Sch. A	16.63	16.47	<b>33.10</b>	4.27
26	125	2002	RYAN Stratford		St Albans Sch. A	16.64	16.51	<b>33.15</b>	4.32
26	93	2002	NORMAN James		Richmond Sch.	16.69	16.46	<b>33.15</b>	4.32
28	29	2004	LANCASTER Alex		Eltham Coll. B	16.49	16.74	<b>33.23</b>	4.40
29	83	2001	MARTIN Alex		New Hall Sch. A	17.10	16.20	<b>33.30</b>	4.47
30	18	2005	STANLEY Harvey		St John's Coll.	16.90	16.55	<b>33.45</b>	4.62
31	28	2003	WILLIS Fraser		St Albans Sch. B	16.82	16.64	<b>33.46</b>	4.63
31	15	2002	HARDING Luke		New Hall Sch. A	16.97	16.49	<b>33.46</b>	4.63
33	95	2004	WILSON Daniel		Ribblesdale HS	16.61	16.95	<b>33.56</b>	4.73
34	92	2004	AUSTIN Theo		Eltham Coll. A	16.90	16.75	<b>33.65</b>	4.82
35	52	2006	HARRISON-SMITH Adam		St John's Coll.	16.97	16.92	<b>33.89</b>	5.06
36	32	2005	WILSON Charlie		Clitheroe RGS	16.94	17.00	<b>33.94</b>	5.11
37	56	2001	MOORE Ben		Harrow Sch. A	17.23	16.93	<b>34.16</b>	5.33
38	51	2000	THOMPSON James		Abbey Gate Coll.	17.47	17.04	<b>34.51</b>	5.68
39	55	2004	ALDRIDGE-BATE Charles		RGS Guildford	17.48	17.30	<b>34.78</b>	5.95
40	89	2003	KEMKERS George		RGS Guildford	17.49	17.56	<b>35.05</b>	6.22
41	63	2002	MCHALE Daragh		Eltham Coll. B	17.76	17.45	<b>35.21</b>	6.38
42	66	2004	WILKINS George		Clitheroe RGS	17.84	17.65	<b>35.49</b>	6.66
43	48	2001	SHEPHERD Jake		Harrow Sch. B	18.25	17.26	<b>35.51</b>	6.68
44	85	2001	GOODRIDGE Toby		Abbey Gate Coll.	17.67	17.87	<b>35.54</b>	6.71
45	59	2003	SPEAKMAN Alex		Richmond Sch.	17.65	17.91	<b>35.56</b>	6.73
46	21	2001	HINTON Marcus		RGS Guildford	19.95	15.86	<b>35.81</b>	6.98
47	20	2004	MARTIN Max		New Hall Sch. B	18.20	17.66	<b>35.86</b>	7.03
48	90	2002	GIANASSO Tom		Harrow Sch. A	18.02	18.05	<b>36.07</b>	7.24
49	24	2002	ABRISHAMI Diaco		Eltham Coll. A	14.51	21.80	<b>36.31</b>	7.48
50	100	2003	WILKIN Harry		Clitheroe RGS	18.33	18.76	<b>37.09</b>	8.26
51	98	2002	LYTH Benjamin		Solihull	19.02	18.69	<b>37.71</b>	8.88
52	82	2001	ONG Mathew		Harrow Sch. B	19.66	19.50	<b>39.16</b>	10.33
53	99	2001	FLUCK Adam		Reed's Sch. B	14.84	24.77	<b>39.61</b>	10.78
54	54	2006	MARTIN Todd		New Hall Sch. B	20.77	20.44	<b>41.21</b>	12.38
55	86	2006	JACKSON Andrew		St John's Coll.	20.72	20.75	<b>41.47</b>	12.64
56	84	2000	LEE Dexter		Reed's Sch. A	28.54	14.72	<b>43.26</b>	14.43
57	94	2000	WARSOP Rowan		Notre Dame HS	31.03	14.51	<b>45.54</b>	16.71
58	88	2006	BROWN Connor		New Hall Sch. B	23.07	22.55	<b>45.62</b>	16.79
59	136	2002	GERRELL Oscar		Ballard	27.99	27.55	<b>55.54</b>	26.71
60	130	2003	RHYDDERCH Freddie		St Albans Sch. B	17.43	41.95	<b>59.38</b>	30.55

## Did Not Start - Run 1 (7)



14	2001	GROGAN Max		Harrow Sch. B	DNS	DNS
64	2002	BLACKHURST Fraser		Solihull	DNS	DNS
119				Abbey Gate Coll.	DNS	DNS
120				St John's Coll.	DNS	DNS
122				New Hall Sch. B	DNS	DNS














English Schools National Artificial Slope Championship - 2017

Open Team Event

ESSkiA - Open Final Ranking

Rank	Bib.	Year	Name	====	Sch. Team	Run 1	Run 2	Time	Gap
	128				Notre Dame HS	DNS	DNS		
	135				Peter Symonds Coll.	DNS	DNS		









Did Not Finish - Run 1 (11)

	33	2000	JOWETT Matt		Peter Symonds Coll.	DNF	16.14		
	34	2004	SUMMERS Connor		Ballard	DNF	18.40		
	53	2005	CHADBON Ollie		City of Norwich Sch.	DNF	23.43		
	62	2003	LOUCAIDES Ollie		St Albans Sch. B	DNF	DSQ		
	67	2000	EVANS Harri		Peter Symonds Coll.	DNF	13.43		
	97	2005	MCCOOL Luke		Eltham Coll. B	DNF	DNF		
	101	2000	WARD Luca		Peter Symonds Coll.	DNF	17.63		
	102	2004	WELBOURNE-JONES Morgan		Ballard	DNF	16.80		
	124	2002	BEHAN-WOODALL Jac		Harrow Sch. A	DNF	18.99		
	127	2001	WEBSTER Ben		Richmond Sch.	DNF	DNF		
	131	2006	KAY Jonathan		Eltham Coll. B	DNF	DNS		


Disqualified - Run 1 (3)

	87	2004	HEWISON-CARTER Max		City of Norwich Sch.	DSQ	DSQ		Gate 16
	116	2002	WILLIAMS George		Harrow Sch. B	DSQ	19.83		Gate 11
	129	2004	DICKENSON Mitchell		Ribblesdale HS	DSQ	18.90		Gate 13

Did Not Start - Run 2 (8)

	14	2001	GROGAN Max		Harrow Sch. B	DNS	DNS		
	64	2002	BLACKHURST Fraser		Solihull	DNS	DNS		
	119				Abbey Gate Coll.	DNS	DNS		
	120				St John's Coll.	DNS	DNS		
	122				New Hall Sch. B	DNS	DNS		
	128				Notre Dame HS	DNS	DNS		
	131	2006	KAY Jonathan		Eltham Coll. B	DNF	DNS		
	135				Peter Symonds Coll.	DNS	DNS		

Did Not Finish - Run 2 (3)

	19	2005	MONTGOMERY Freddie		City of Norwich Sch.	17.43	DNF		
	97	2005	MCCOOL Luke		Eltham Coll. B	DNF	DNF		
	127	2001	WEBSTER Ben		Richmond Sch.	DNF	DNF		

Disqualified - Run 2 (4)

	26	2002	GOMEZ CLARKE Jamie		Notre Dame HS	14.62	DSQ		Gate 11
	62	2003	LOUCAIDES Ollie		St Albans Sch. B	DNF	DSQ		Gate 10
	87	2004	HEWISON-CARTER Max		City of Norwich Sch.	DSQ	DSQ		Gate 10
	123	2000	ACOMB Alex		RGS Guildford	16.31	DSQ		Gate 11

RECAP	1st RUN	2nd RUN	
Records:			136
Did Not Start:	8	9	17
NOT PERMITTED TO START:	0	0	0
Did Not Finish:	14	6	20
Disqualified:	8	7	15
Did Not Qualify for 2nd RUN:		0	0

---

At Finish:

100